

 **BJM Pumps**

Submersible Pump Capabilities



Submersible Pumps

BJM Pumps is the top choice for the most difficult submersible pumping applications.

Our field-proven portfolio of pumps is engineered to deliver long life with low maintenance requirements in the toughest operating conditions. Our durable pumps are built to keep your production running to save you maintenance, repair, labor and downtime costs.


Submersible pumps are submerged in the pumping liquid below the floor. They are designed to push fluid to the surface rather than pull like other pumps. There are varieties that can be matched and customized to handle almost any application in a wide variety of industries, including:



Mining & Aggregate



Food & Beverage



Power Generation



Construction



Oil & Gas



Municipal



Commercial



Slurry Pumps

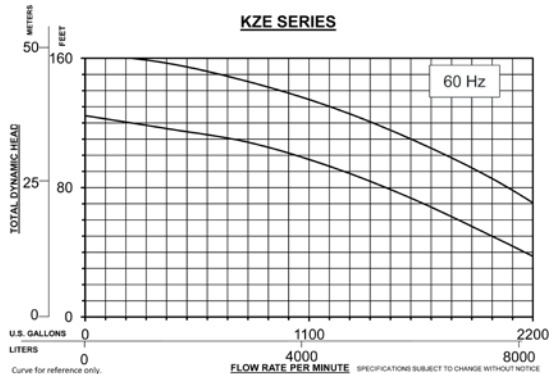
BJM Pumps' sand, sludge and slurry pumps are engineered specifically for the tough applications you deal with in mining/coal mining, hydraulic fracking, mineral processing, steel production, drilling mud, slurry transport, sand and gravel, lime slurry or fly ash.

KZE Series

Heavy Duty Hard Metal Pumps with Agitator



- All high chrome iron construction
- 50–125 HP
- 50 / 60 Hz
- 4-pole motor
- Heads to 203' (61 m)
- Flows to 2600 GPM (9900 L/min)

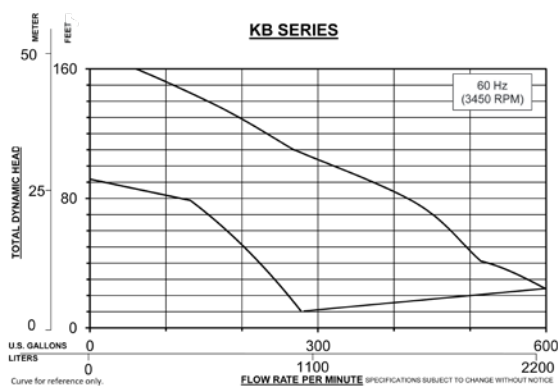


KB Series

Heavy Duty Drainage Pumps with Agitator



- High chrome iron wear parts
- 7.5 HP–15 HP
- 50 / 60 Hz
- 2-pole motor
- Heads to 164' (50 m)
- Flows to 650 GPM (2500 L/min)

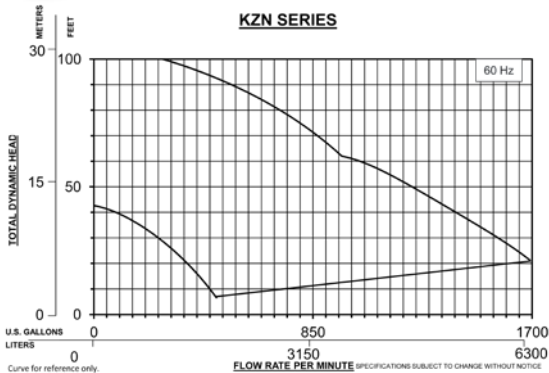


KZN Series

Top Discharge Heavy Duty Pumps with Agitator



- High chrome iron wear parts
- 5 HP–30 HP
- 50 / 60 Hz
- 4-pole motor
- Heads to 105' (32 m)
- Flows to 1700 GPM (6300 L/min)

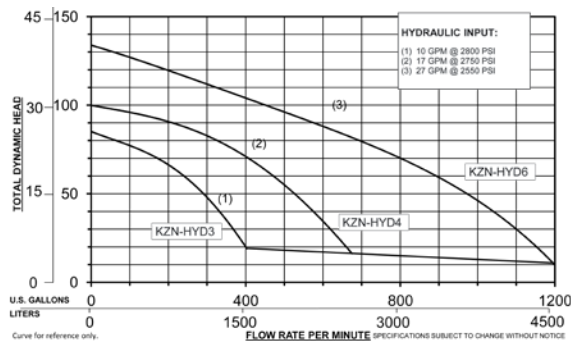


KZN-HYD Series

Hydraulic Driven Top Discharge Pumps with Agitator



- 3", 4" & 6" discharge sizes
- Heads to 134' (41 m)
- Flows to 1240 GPM (4700 L/min)
- Intrinsically safe in hazardous locations




Solids Handling Pumps

Solve your solids handling pump challenges with BJM's line of shredder pumps. BJM's patented RAD-AX® Dual Shredding Technology features radial and axial shredding elements to shear through difficult materials. Perfect for plastics, metals, food wastes and fibrous solids that find their way down the drain.

SKG Series – Heavy Duty Shredding Pumps



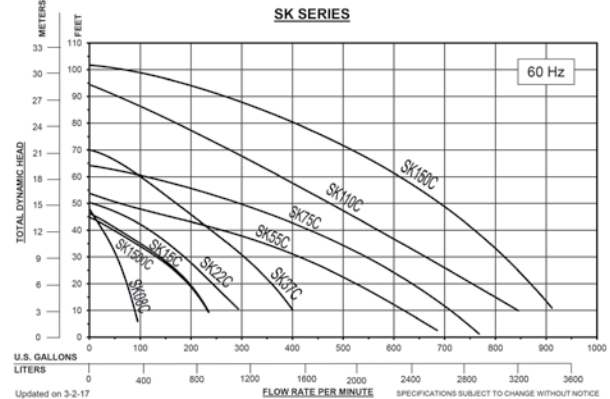
- Patented RAD-AX® Dual Shredding Technology featuring radial & axial shredding elements
- High torque, 4-pole motor
- Hardened 440C stainless steel cutting components
- 2, 3 & 5 HP
- Heads to 42'
- Flows to 420 GPM (1552 L/min)
- Trimmed impeller—two impeller trims available for each model to expand hydraulic coverage



SK Shredder Series – Light Duty Shredding Pumps



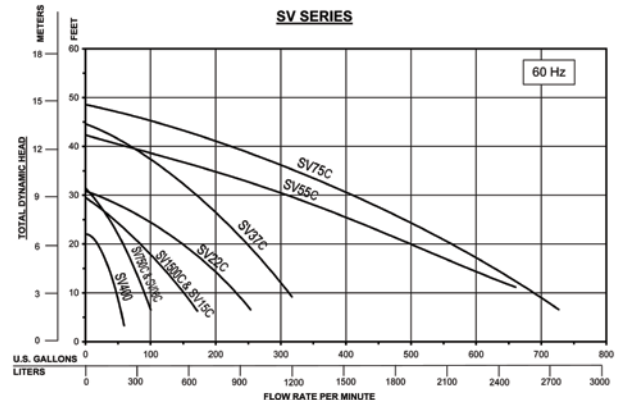
- Non-clog impeller with tungsten carbide shredding tooth
- Seal Minder® moisture detection
- 1–20 HP
- 50 / 60 Hz
- 2- & 4-pole motor
- Heads to 100' (30 m)
- Flows to 900 GPM (3400 L/min)
- Solids to 3.5" (89 mm)



SV Series – Solids Passing Pumps



- Cast iron construction
- 2"–4" discharge
- 1/2 HP–10 HP
- 50 / 60 Hz
- 2-pole motor
- Heads to 50' (15 m)
- Flows to 700 GPM (2700 L/min)



Corrosion Resistant Pumps

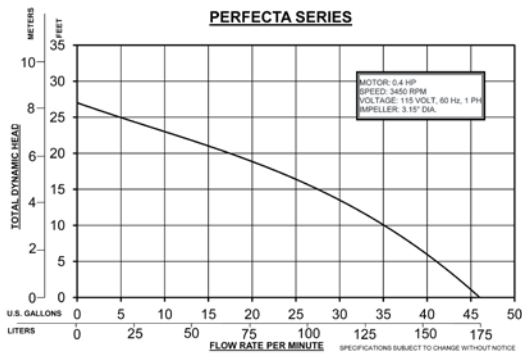
Are you pumping corrosive materials like food residue or caustic chemicals for cleaning? Our 316 stainless steel submersible pumps offer maximum corrosion resistance to help you keep your pumps running longer. Minimize downtime that delays your project and eliminate your repair and replacement costs.

Perfecta® Series

Corrosion Resistant Pumps



- Non-metallic (NORYL) pump body for handling chemically aggressive liquids
- 316SS or titanium metal parts
- FKM seals and O-rings
- Pumps liquids to 135°F (57°C)
- Oil filled motor

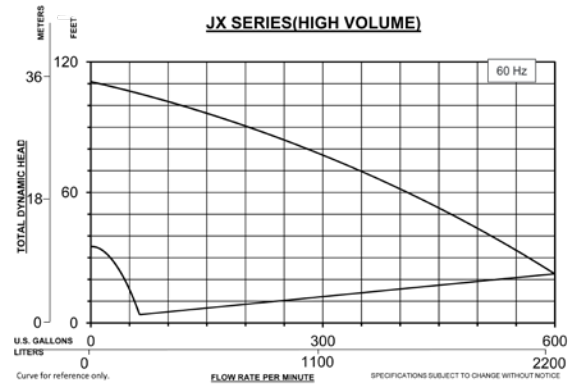


JX Series

316SS Corrosion Resistant Pumps



- Cast 316SS with FKM elastomers
- 1/2 HP – 10 HP
- 50 / 60 Hz
- 2-pole motor
- Heads to 110' (33 m)
- Flows to 650 GPM (2400 L/min)



JXH Series

316SS Corrosion Resistant High Head Pump



- Cast 316SS with FKM elastomers
- 2 HP – 10 HP
- 50 / 60 Hz
- 2-pole motor
- Heads to 140' (43 m)
- Flows to 400 GPM (1500 L/min)



SKX Series

316SS Solids Handling Shredder Pumps



- Cast 316SS with FKM elastomers
- Non-clog impeller with tungsten carbide shredding tooth
- 1 HP – 20 HP
- 50 / 60 Hz
- 2- & 4-pole motor
- Heads to 100' (30 m)
- Flows to 900 GPM (3400 L/min)



Explosion Proof Pumps

Your safety is our highest priority. Our FM-approved explosion proof pumps exceed industry standards, and are designed for use in Class I, Div. 1, Groups C & D hazardous locations. We offer a range of explosion proof slurry, solids handling and corrosion-resistant pumps designed and constructed for durability and reliability.

- XP-JX & XP-JXH Series
– Clear liquid pumps
- XP-SK, XP-SKX, & XP-SKG Series
– Solids handling shredder pumps
- XP-KZN Series – Agitator slurry pumps
- FM approved Class I, Division 1
Groups C & D locations
- Seal Minder® and thermal motor sensors

* See KZN / SK / SKG / SKX / JX for performance curves



Fahrenheit® Pumps

Maximize your production and uptime with BJM's high temperature pumps. We offer a broad line of submersible pumps specifically designed and constructed to reliably handle water temperatures up to 200°F (93°C). Available for solids handling, dewatering, shredder and slurry applications.

High Temperature/High Endurance Pumps for Hot Liquids Up to 200°F (93°C)

- JF & JXF Series – Clear liquid pumps
- SKF, SKXF, & SKGF Series – Solids
handling shredder pumps
- KZNF & KBF Series – Agitator slurry pumps
- Available for 1-phase & 3-phase
60Hz applications
- Available for 3-phase VFD applications
- Added heat dissipation for 316SS pumps
and continuous running applications
- Added heat dissipation for start/
stop installations

* See KZN / SK / SKG / SKX / J / JX for performance curves



Pump Accessories

BJM provides more than just pumps. We offer a complete selection of slide rails, control panels and more.



Slide Rails

- 2" through 6" slide rail assemblies
- BJM adapters to fit others or existing slide rail systems
- Cast iron and 316SS materials
- Cast iron (non sparking) rail assemblies available



Control Panels

- BJM offers electrical control panels for all size shredders
- Simplex and duplex panels with float level controls offer Seal Minder® and thermal sensor options

SPECIFICATIONS SUBJECT TO CHANGE WITHOUT NOTICE



123 Spencer Plain Road
P.O. Box 1138
Old Saybrook, CT 06475
Tel: (860) 399-5937
Toll Free: (877) BJM-PUMP
Fax: (860) 399-7784
Web: www.bjmpumps.com

Distributor: